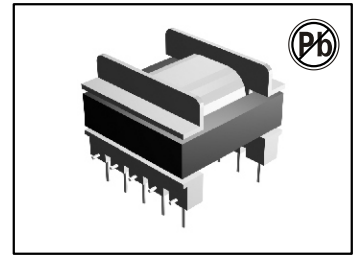


POWER FERRITE TRANSFORMERS

15-30W E25 - 3 or 1 OUTPUT

FLYBACK TRANSFORMERS

T 74030, 74032 SERIES



FEATURES:

- Primary / Secondary Insulation \geq 4000V
- Primary Auxiliary Insulation \geq 1500V
- Creepage distances Primary / secondary \geq 6mm

OPTIONS:

- Bulk packaging is standard
- Custom design available

COMMON APPLICATIONS:

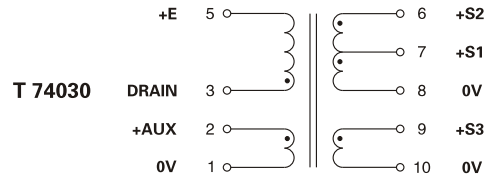
- AC-DC converters, • DC-DC converters
- Switch Power supplies
- SMPS: Flyback, Forward and Push-pull
- SMPS: Half Bridge and Full Bridge

ELECTRICAL CHARACTERISTICS

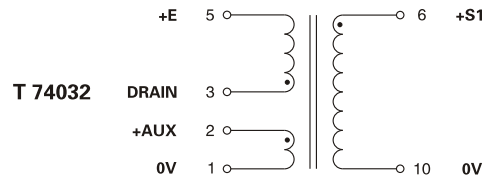
Part No.	Control IC Manufacturer	Control IC P/N	Input voltage	Power	Frequency
T 74030	Fairchild	KA1H0265R	85-265 Vrms	22 w	100 kHz
	Infineon	TDA16832	185-265 Vrms	30 w	100 kHz
	Motorola	MC33371	85-265 Vrms	22 w	100 kHz
	Motorola	MC33371	185-265 Vrms	30 w	100 kHz
	Power Integrations	TOP244P	185-265 Vrms	30 w	132 kHz
	Power Integrations	TOP244Y	85-265 Vrms	25 w	66 or 132kHz
	ST Microelectronics	VIPer50	85-265 Vrms	22 w	70 kHz
	ST Microelectronics	VIPer50	185- 65 Vrms	30 w	70 kHz
T 74032	Power Integrations	TOP244P	185-265 Vrms	25 w	132 kHz

TECHNICAL INFORMATION

- Ambient temperature < 50°C
- Construction conforms to CEI 950, CEI 335, CEI 61558 for reinforced insulation
- Exclusively uses UL94-VO listed materials



SIZE E25 - 3 or 1 OUTPUTS : 5 + 12/12v or 24v - FLYBACK TRANSFORMER							
Part Number	Output Power max	Windings					
			Pins	Turns	Voltage	Current max	Inductance (+/-10%)
T 74030	30 w	Pri	3-5	70	65-130 (VOR)	1.5 Apeak	750 μ H
		Aux	2-1	8	7-14.5 Vdc	1 Adc	
		S1	7-8	4	3.3-7	3 Adc	
		S2	6-8	9	8-16 Vdc	1.5 Adc	
T 74032	35w	Pri	3-5	72	65-125 (VOR)	1.1 Apeak	1100 μ H
		Aux	2-1	10	8-16 Vdc	1 Adc	
		S1	6-10	18	15-30 Vdc	1.4 Adc	



Note: PIN 4 Removed, PCB Drilling Diameter = 1.4mm

Note to 74030 : S2 and S3 can be connected in series or in parallel

PHYSICAL CHARACTERISTICS

