

1

2

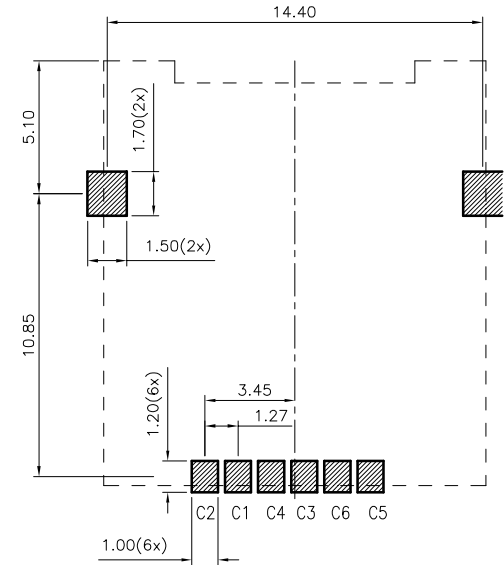
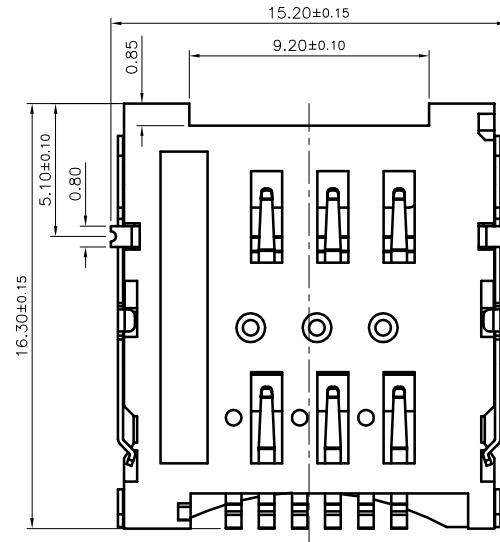
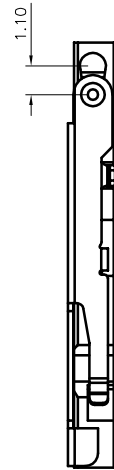
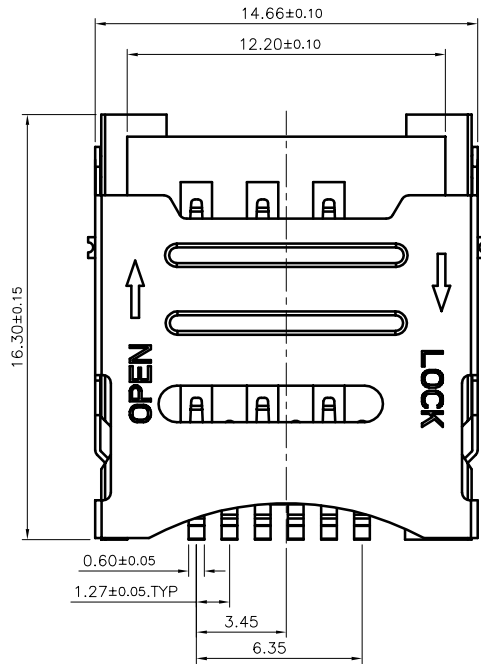
3

4

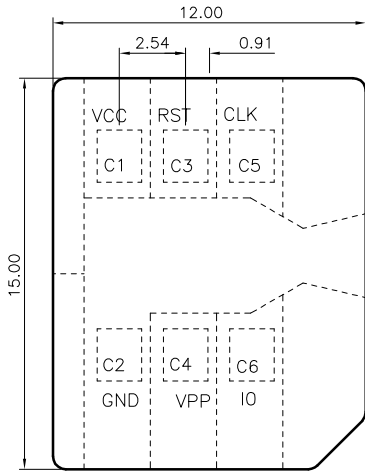
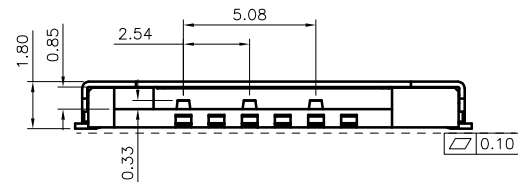
5

6

REV.	ECN NO OR DESCRIPTION	REVISED	DATE
▽	PROPOSE ONLY	ALLEN	2011.04.08



RECOMMENDED P.C.BOARD LAYOUT(TOP VIEW)
GENERAL TOLERANCE:±0.05



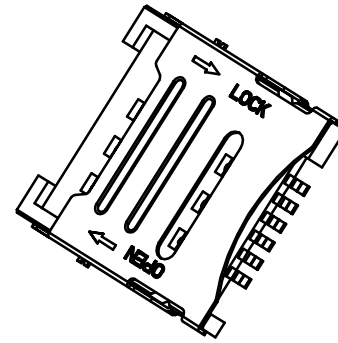
-NOTE-

- *Electrical Characteristics:
Contact Current Rating:0.5 Amperes.
Dielectric Withstanding Voltage:AC500V r.m.s.
Insulation Resistance:1000 MΩ Minimum.
Contact Resistance:40 mΩ Maximum.
- *Environmental:
Operating Temperature:-25°C+90°C.
- *Environmental:
Mating Cycles:3,000 Insertions.
- *Mechanical Characteristics:
Card Push Insertion/Out Force:0.7N±0.20kgf.
Contact Separation Force:0.20kgf Minimum.
- *Material:
Insulator:HI-Temp Plastic UL 94V-0 Rated.
Contact:Copper Alloy(t=0.15mm).
Shell:Stainless Steel(t=0.15mm).

3. PART No.:

S O H G - 18 00 06 - 03 G

- SIM CARD
- 0=WITHOUT POST
- HG=HINGE Type.
- 18:HEIGHT 1.8mm
- G=gold flash
- 03=Product Order
- Pin NO. 6=6Pin
- 00=NORMAL TYPE.



3	TERMINAL	6	COPOER ALLOY	CONTACT Au OVER ALL:
2	SHELL	1	STAILESS STELL	
1	HOUSING	1	THERMOPLASTIC	UL 94V-0
NO.	DESCRIPTION	QT'Y	MATERIAL	NOTE

UNLESS OTHERWISE SPECIFIED TOLERANCES

 **深圳市精睿兴业科技有限公司**
SHENZHEN KRCONN TECHNOLOGY CO., LTD

DECIMALS:	ANGLES:	TITLE	1.8H HINGE MICRO SIM CARD CONN		
X :±0.5	X :±2°	DWN	ALLEN	PART NO. SOHG-180006-03G	
X.X :±0.20	X.X :±1°	CHKD	KEVIN	SCALE:1:1	UNIT: mm
X.XX :±0.10		APVD	ERIC.W	SIZE: A3	SHEET:10F 1
					REV: A1

CUSTOMER COPY

1

2

3

4

5

6