


MAGNETIC SHIELDED SURFACE-MOUNT POWER INDUCTORS

SDRH103-104 SERIES



FEATURES:

- Magnetically Shielded Structure
- Low DC Resistance
- Large current up to 2.7A
- Excellent Mechanical Strength
- High Reliability and Excellent Solderability
- Low and square Profile
- High heat resistance

OPTIONS:

- Packaging: Tape & Reel is standard (Qty: 2000 pcs)
- Bulk packaging available for smaller quantities
- Tolerance: 10% and 5% is standard, tighter tolerances available

COMMON APPLICATIONS:

- VCRs, Notebook, DC/DC Converters
- Video Digital Cameras
- Communication System
- Automotive Systems Power supplier
- LCD PDP Televisions
- Hard Disk Drives, Topset, XDSL
- Network Systems
- Computer Peripheral Equipment

ELECTRICAL CHARACTERISTICS:

Part Number	L (μH)	Test Freq (kHz)	DCR Ω Max	IDC Max A
SDRH103-100M	10	100	0.0581	2.70
SDRH103-120M	12	100	0.0721	2.25
SDRH103-150M	15	100	0.0865	2.22
SDRH103-180M	18	100	0.1161	1.90
SDRH103-220M	22	100	0.1454	1.78
SDRH103-270M	27	100	0.1759	1.63
SDRH103-330M	33	100	0.2134	1.46
SDRH103-390M	39	100	0.2689	1.32
SDRH103-470M	47	100	0.2986	1.18
SDRH103-560M	56	100	0.3358	1.10
SDRH103-680M	68	100	0.4513	1.04
SDRH103-820M	82	100	0.5138	0.94
SDRH103-101M	100	100	0.7000	0.84
SDRH103-121M	120	100	0.7650	0.76
SDRH103-151M	150	100	0.8763	0.70
SDRH104-1R3N	1.3	100	0.008	10.0
SDRH104-2R5N	2.5	100	0.010	7.50
SDRH104-3R8N	3.8	100	0.013	6.00
SDRH104-5R2N	5.2	100	0.022	5.50
SDRH104-7R0N	7.0	100	0.027	4.80
SDRH104-100M	10	100	0.035	4.40
SDRH104-150M	15	100	0.050	3.60
SDRH104-220M	22	100	0.073	2.90
SDRH104-330M	33	100	0.093	2.30
SDRH104-470M	47	100	0.128	2.10
SDRH104-680M	68	100	0.213	1.50
SDRH104-101M	100	100	0.304	1.35
SDRH104-151M	150	100	0.506	1.15
SDRH104-221M	220	100	0.756	0.92
SDRH104-331M	330	100	1.090	0.70

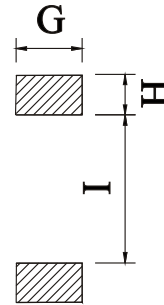
Note: 1. K= ± 10%, M= ± 20%, N= ± 30%

TECHNICAL INFORMATION:

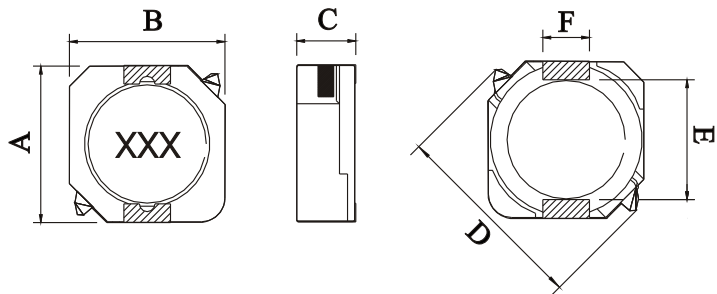
- Inductor Testing: HP4284A (Equivalent acceptable)
- DCR: QuadTech 1880 Milliohm meter
- Q- HP4342A - SRF-HP4191A
- IDC Max current is decreased 10% against its initial value
- Operating temperature: -40°C to +105°C
- Storage Temperature: -40°C to +105°C
- Solder methods: Vapor Phase, Infrared Reflow
- Resistance to soldering heat: 260°C for 10 seconds
- Solvent resistance: Conforms to MIL-STD-202E
- Marking: Inductance & Tolerance

Note: All specifications subject to change without notice.

PHYSICAL CHARACTERISTICS:



LAND PATTERNS



CONSTRUCTION



DIMENSIONS IN:mm

Part number	A	B	C	D	E	F	G	H	I
SDRH103	10.3Max	10.4Max	3.0Max	13.5Max	7.7	3.0	3.6	1.7	7.3
SDRH104	10.3Max	10.4Max	4.0Max	13.5Max	7.7	3.0	3.6	1.7	7.3